



# Pleasant Street Primary School Early Years Risk Assessment

## September 2024



Review date: July 2025

## Pleasant Street Primary School EYFS - Suitable Premises, Environment and Equipment Risk Assessment

Risk Assessment Title	Outdoor and indoor spaces, furniture, equipment toys to comply with sections of EYFS
Date of Risk Assessment	May 2020
Risk Assessment Completed by	N. Nichols
Initial Review Date for Assessment: (6 weeks after completion date)	June 2020
Assessment Review Date: (Annually or sooner if required)	May 2021



a **hazard** is anything that may cause harm, such as chemicals, electricity, working from ladders, an open drawer etc;







the **risk** is the chance, high or low, that somebody could be harmed by these and other hazards, together with an indication of how serious the harm could be.

### **Extract from the statutory framework for the early years foundation stage**

It is essential that children are provided with safe and secure environments in which to interact and explore rich and diverse learning and development opportunities. Providers need to ensure that, as well as conducting formal risk assessment, they constantly reappraise both the environments and activities to which children are being exposed and make necessary adjustments to secure their safety at all times.

Suitable premises, environment and equipment - Outdoor and indoor spaces, furniture, equipment and toys, must be safe and suitable for their purpose.

#### ***Specific legal requirements - Risk assessment***

-  The provider must conduct a risk assessment and review it regularly – at least once a year or more frequently where the need arises.
-  The risk assessment must identify aspects of the environment that need to be checked on a regular basis: providers must maintain a record of these particular aspects and when and by whom they have been checked.
-  Providers must determine the regularity of these checks according to their assessment of the significance of individual risks.
-  The provider must take all reasonable steps to ensure that hazards to children – both indoors and outdoors – are kept to a minimum.

**Statutory guidance to which providers should have regard**

- ⚠ The risk assessment should cover anything with which a child may come into contact.
- ⚠ The premises and equipment should be clean, and providers should be aware of the requirements of health and safety legislation (including hygiene requirements).
- ⚠ This should include informing and keeping Adults up-to-date.
- ⚠ A health and safety policy should be in place which includes procedures for identifying, reporting and dealing with accidents, hazards and faulty equipment.

Entrance and Corridors						
What are the Hazards?	Who might be harmed and how?	What are you already doing?	What further action is necessary	Action by who?	Action by when?	Completed
<i>Insecure entrance door</i>	<i>Children + Adults Personal safety</i>	<i>Door kept shut/secure at all times and checked regularly</i>	<i>Problems with locks/security to be reported to site manager</i>	<i>T/TA</i>		
<i>Injury from electric sockets</i>	<i>Children + Adults Electrical shock</i>	<i>Fitting socket covers</i>	<i>Daily checks to ensure covers are in place</i>	<i>T/TA</i>		
<i>Trapping hazard from doors</i>	<i>Children + Adults Physical injury</i>	<i>Adults to open and shut doors , finger guards in place</i>	<i>Children to be told not to open and shut main doors with access to outside</i>	<i>T/TA</i>		
<i>Inadequate fire signage</i>	<i>Children + Adults Personal safety</i>	<i>Ensuring adequate signage and regular evacuation practices</i>	<i>Continue with evacuation practices and inform site manager if signage unclear/damage/need replacing</i>	<i>T/TA</i>		
<i>Tripping / slipping due to poor flooring</i>	<i>Children + Adults Physical injury</i>	<i>Daily checks of flooring and issues reported to site manager</i>	<i>Tears, rips or uneven flooring to be reported to site manager</i>	<i>T/TA</i>		
<i>Ineffective heating / ventilation</i>	<i>Children + Adults Unhygienic</i>	<i>Monitor heating and level of ventilation</i>	<i>Inform site manager of any problems or concerns. Add ventilation by opening windows as required</i>	<i>T/TA</i>		
<i>Tripping / injury due to trailing wires and cables</i>	<i>Children + Adults Physical injury</i>	<i>Ensure cables are safely secured and out of reach</i>	<i>Daily checks. Reinforce message that children are</i>	<i>T/TA</i>		

			<i>not t touch cables</i>			
<i>Contractors working on the premises</i>	<i>Children + Adults Physical injury</i>	<i>Areas to be cordoned off, contractors to be signed in</i>	<i>Prior to visit procedures are put in place with contractors</i>	<i>T/TA</i>		

Nursery - Wet Area

<b>What are the Hazards?</b>	<b>Who might be harmed and how?</b>	<b>What are you already doing?</b>	<b>What further action is necessary</b>	<b>Action by who?</b>	<b>Action by when?</b>	<b>Completed</b>
<i>Sand on floor</i>	<i>Children + Adults Slipping hazard , physical injury</i>	<i>Floor swept regularly , sand sieved for any foreign/hazardous objects- sand not returned to container after spillage</i>	<i>Change the sand regularly and clean the container Children to be encouraged to be aware of safety around sand</i>	<i>T/TA</i>		
<i>Water on floor</i>	<i>Children + Adults Slipping hazard , physical injury</i>	<i>Floor mopped as excess spillage occurs</i>	<i>Water is changed daily/as necessary and container is cleaned Children to be encouraged to be aware of safety around sand</i>	<i>T/TA</i>		
<i>Scissors</i>	<i>Children + Adults Physical injury</i>	<i>Children are shown safe ways to handle and store scissors and usually under supervision when in area</i>	<i>Staff encourage safe storage and scissors checked that they are fit for purpose</i>	<i>T/TA</i>		
<i>Tools</i>	<i>Children + Adults Physical injury</i>	<i>Children are shown safe ways to handle and store tools and usually under supervision when in area</i>	<i>Staff encourage safe storage and tools checked that they are fit for purpose</i>	<i>T/TA</i>		
<i>Spillages of waste and accidents by children in toilet area</i>	<i>Children + Adults Slipping hazard , physical injury, disease/illness</i>	<i>Toilet area and sinks checked regularly throughout each session and cleaned as necessary</i>	<i>Children to be informed to report all accidents/spillages to staff</i>	<i>T/TA</i>		
<i>Unhygienic surfaces</i>	<i>Children + Adults Disease/illness</i>	<i>Surfaces are cleaned regularly and sprayed with anti-bacterial spray before food activities</i>	<i>Antibacterial spray kept out of reach of children.</i>	<i>T/TA</i>		
<i>Ingestion of playdoh</i>	<i>Children</i>	<i>Adults to be aware of children likely to do so.</i>	<i>Homemade dough only to contain edible ingredients.</i>	<i>T/TA</i>		

LB 1 Carpeted Area						
What are the Hazards?	Who might be harmed and how?	What are you already doing?	What further action is necessary	Action by who?	Action by when?	Completed
<i>Exits impeded by toys</i>	<i>Children + Adults Fire hazard</i>	<i>Keep the exits as clear as possible</i>	<i>Children made aware of need to keep exits clear and safe</i>	<i>T/TA</i>		
<i>Toys left on floor</i>	<i>Children + Adults Tripping hazard</i>	<i>Children are encouraged to put toys they have been using away when they have finished with them</i>	<i>Adults to regularly check area for toys on floor in the thoroughfare</i>	<i>T/TA</i>		
<i>Sockets uncovered</i>	<i>Children + Adults Electrical shock</i>	<i>Socket covers in place</i>	<i>Daily room checks to ensure covers are in place prior commencement of activities</i>	<i>T/TA</i>		
<i>Tripping / slipping due to poor flooring</i>	<i>Children + Adults Tripping hazard</i>	<i>Daily checks of flooring and issues reported to site manager</i>	<i>Tears, rips or uneven flooring to be reported to site manager</i>	<i>T/TA</i>		
<i>Tripping / injury due to trailing wires and cables</i>	<i>Children + Adults Tripping hazard</i>	<i>Ensure cables are safely secured and out of reach</i>	<i>Daily checks. Reinforce message that children are not t touch cables</i>	<i>T/TA</i>		

Nursery and Reception

<b>What are the Hazards?</b>	<b>Who might be harmed and how?</b>	<b>What are you already doing?</b>	<b>What further action is necessary</b>	<b>Action by who?</b>	<b>Action by when?</b>	<b>Completed</b>
<i>Injury from electric sockets</i>	<i>Children + Adults Electrical shock</i>	<i>Fitting socket covers</i>	<i>Daily room checks to ensure covers are in place prior commencement of activities</i>	<i>T/TA</i>		
<i>Trapping hazard from hinges on doors</i>	<i>Children + Adults Physical injury</i>	<i>Finger guards are fitted</i>	<i>Children informed of correct way of opening doors and not to put hands near hinges</i>	<i>T/TA</i>		
<i>Inadequate fire signage</i>	<i>Children + Adults Personal safety</i>	<i>Ensuring adequate signage and regular evacuation practices</i>	<i>Continue with evacuation practices and inform site manager if signage unclear/damage/need replacing</i>	<i>T/TA</i>		
<i>Tripping / slipping due to poor flooring</i>	<i>Children + Adults Physical injury</i>	<i>Flooring checked regularly and issues reported to site manager</i>	<i>Tears, rips or uneven flooring to be reported to site manager</i>	<i>T/TA</i>		
<i>Ineffective heating / ventilation</i>	<i>Children + Adults Unhygienic</i>	<i>Monitor heating and level of ventilation</i>	<i>Inform site manager of any problems r concerns</i>	<i>T/TA</i>		
<i>Tripping / injury due to trailing wires and cables</i>	<i>Children + Adults Physical injury</i>	<i>Cables and wires are secured/safely stored</i>	<i>Checks to be made regularly to ensure there is no tripping hazard</i>	<i>T/TA</i>		
<i>Contractors working on the premises</i>	<i>Children + Adults Physical injury</i>	<i>Areas to be cordoned off and children and Adults informed to keep away from areas where work taking place . Workers to have signed n at reception and wear identification</i>		<i>T/TA</i>		

### **Outdoor play area benefits of activity outdoors**

- Opportunity for children to be physically active, promoting gross and fine motor development
- Promote general fitness and health
- Opportunities for children to be active and independent in their learning
- Opportunity for children to learn to self risk assess
- Opportunities for children to build self confidence
- Build relationships and friendships with other children including those younger than themselves
- Observe, experience and learn about seasons, weather, nature, science etc, first hand
- Use and develop their imagination
- Develop their language skills – some children are more vocal outdoors
- Develop their creativity



### Outdoor Play Area

<b>What are the Hazards?</b>	<b>Who might be harmed and how?</b>	<b>What are you already doing?</b>	<b>What further action is necessary</b>	<b>Action by who?</b>	<b>Action by when?</b>	<b>Completed</b>
<i>Gates , locks and hinges</i>	<i>Children + Adults Trapping hazard , physical injury</i>	<i>Gates , hinges and locks checked daily by site manager</i>	<i>Children to be supervised outside at all times and encouraged to stay away from gates</i>	<i>T/TA</i>		
<i>Poor condition of bark surfaces</i>	<i>Children + Adults Tripping hazard</i>	<i>Surfaces regularly checked</i>	<i>Surfaces to be cleared and checked and issues reported</i>	<i>T/TA</i>		
<i>Grassed area swept for unwanted objects, broken glass, animal faeces , small holes etc.</i>	<i>Children + Adults Tripping hazard , physical injury</i>	<i>Checks of grassed areas carried out daily</i>	<i>Children to be supervised outside at all times and grassed areas maintained in good condition</i>	<i>T/TA</i>		
<i>Poor maintenance of garden furniture</i>	<i>Children + Adults Physical injury</i>	<i>Garden furniture condition checked on regular basis</i>	<i>Condition checked and maintenance issues reported to site manager</i>	<i>T/TA</i>		
<i>Poor location of garden furniture</i>	<i>Children + Adults Tripping , falling hazard , physical injury</i>	<i>Play equipment stored safely and checked on a regular basis</i>	<i>Safe location of equipment to be considered</i>	<i>T/TA</i>		
<i>Sand pits</i>	<i>Children + Adults Physical injury Hygiene</i>	<i>Sand changed on regular basis and checked for sharp/foreign objects Children encouraged to wash hands after working in sandpit</i>	<i>Children to be supervised outside at all times and continued to be informed of the need for hygiene procedures after use</i>	<i>T/TA</i>		
<i>Water containers</i>	<i>Children + Adults Hygiene Physical injury</i>	<i>Water in container to be changed regularly and container checked for sharp/foreign objects before use</i>	<i>Children to be supervised outside at all times and continued to be informed of the need for hygiene procedures after use</i>	<i>T/TA</i>		
<i>Storage of outside tools and equipment</i>	<i>Children + Adults Tripping hazard Physical injury</i>	<i>Maintenance of play shed to be checked regularly , equipment and tools stored safely within it Equipment to be stored safely in storage shed and children to have no access to it</i>	<i>Children to be made continually aware of hazards within play shed and to be reminded that they are not allowed into storage shed</i>	<i>T/TA</i>		
<i>Use of outside tools and equipment</i>	<i>Children + Adults Physical injury</i>	<i>Tools and equipment to be stored safely in outside storage shed and children to be supervised when using them</i>	<i>Ensure children shown and reminded about correct use of tools and equipment to prevent injury/accidents</i>	<i>T/TA identified on rota</i>		9



Den building equipment	Children + Adults Tripping hazard , physical injury	There is adequate space to move around the den building. Equipment is checked regularly. Weather conditions are monitored and acted upon. i.e. if it is a windy and rainy days the den equipment maybe used inside only.	Children's behaviour to be monitored closely and children have the safe use of equipment explain regularly.	T/TA		
Ropes, washing line and bungee cords	Children and Adults Tripping hazard , physical injury	Weather conditions are monitored and acted upon. There is adequate space to move around freely.	Children's behaviour is managed inline with schools policy.	T/TA		
Tent Structure	Children and Adults Tripping hazard , physical injury	The ground is firm and free of loose items	Children's behaviour is managed in line with schools policy.	T/TA		
Plastic crates	Children and Adults Tripping hazard , physical injury	The ground is firm and free of loose items that may give way The crates are selected to ensure there are no holes in the sides or base that would cause fingers to become stuck in them. The resource is children prior to and during use for wear and tear. There is adequate space to more around freely	Children are discouraged from climbing on staked crates more than two high. Children are discouraged from building towers taller than themselves.	T/TA		
Blue trolley	Children and Adults Tripping hazard , physical injury	Ensure that the children are informed not to run or climb on/with the trolley Ensure good practise is modelled by peers and staff.	Equipment checked prior to and during use for wear and tear	T/TA		
Pegs	Children Physical nips	Ensure good practise is modelled by peers and staff.	Children are aware of the expectations of how to use the equipment safely.	T/TA		
Wooden blocks and planks	Children and Adults Tripping hazard , physical injury	Weather conditions monitors and acted upon. The resource is children prior to and during use for wear and tear. There is adequate space to more around freely	Children discourages from carrying planks horizontally. Children to play with the blocks in designated areas only. No carrying blocks above head height.	T/TA		
Climbing frame/wooden balancing poles	Children physical injury	Weather conditions monitors and acted upon. The resource is children prior to and during use for wear and tear. There is adequate space to	Children will only be able to climb safely at a level that they and staff who are supervising are comfortable with. Children will be encouraged to manage	T/TA		



Activities Area						
<i>Trapping hazard from hinges on doors</i>	<i>Children + Adults Physical injury</i>	<i>Finger guards are fitted</i>	<i>Children informed of correct way of opening doors and not to put hands near hinges</i>	<i>T/TA</i>		
<i>Tripping / slipping due to poor flooring</i>	<i>Children + Adults Physical injury</i>	<i>Flooring checked regularly and issues reported to site manager</i>	<i>Tears, rips or uneven flooring to be reported to site manager</i>	<i>T/TA</i>		
<i>Ineffective heating / ventilation</i>	<i>Children + Adults Unhygienic</i>	<i>Monitor heating and level of ventilation</i>	<i>Inform site manager of any problems or concerns</i>	<i>T/TA</i>		
<i>Tripping / injury due to trailing wires and cables</i>	<i>Children + Adults Physical injury</i>	<i>Cables and wires are secured/safely stored</i>	<i>Checks to be made regularly to ensure there is no tripping hazard</i>	<i>T/TA</i>		
<i>Slipping injury due to sand/water/paint or play dough on floor</i>	<i>Children + Adults Physical injury</i>	<i>All spillages are swept/mopped up as soon as they occur</i>	<i>Checks to be made regularly to ensure there is no slipping hazard</i>	<i>T/TA</i>		
<i>Unsuitable storage of equipment not accessed by children</i>	<i>Children + Adults Physical injury</i>	<i>Equipment stored safely in boxes or cupboards</i>	<i>Checks to make sure equipment is safely stored and not at height</i>	<i>T/TA</i>		
<i>Unhygienic use of sand and water</i>	<i>Children + Adults Unhygienic</i>	<i>Sand and water changed regularly and checked for sharp/foreign objects , containers cleaned regularly</i>	<i>Children to be informed of the need for hygiene procedures such as washing hands Children encouraged to be responsible for own cleanliness</i>	<i>T/TA</i>		
<i>Insecure door</i>	<i>Children + Adults Personal safety</i>	<i>Door kept shut/secure at all times and checked regularly</i>	<i>Problems with locks/security to be reported to site manager</i>	<i>T/TA</i>		
<i>Poor Cleanliness of fabrics and cushions</i>	<i>Children + Adults</i>	<i>Covers washed regularly</i>	<i>Covers to be replaced when worn out/ripped</i>	<i>T/TA</i>		
<i>Protruding objects at eye level</i>	<i>Children + Adults Physical injury</i>	<i>Checks made to identify hazards</i>	<i>Check to be done daily as part of daily assessment and hazard removed</i>	<i>T/TA</i>		
<i>Sharp edges / corners</i>	<i>Children + Adults Physical injury</i>	<i>Children made aware of edges and corners</i>	<i>Check to be done daily as part of daily assessment and hazard removed</i>	<i>T/TA</i>		
<i>Scissors and other sharp tools and equipment (cellotape dispenser etc.)</i>						13

Snack Area						
What are the Hazards?	Who might be harmed and how?	What are you already doing?	What further action is necessary	Action by who?	Action by when?	Completed
<i>Chocking on fruit – snack</i>	<i>Children</i>	<i>Snack area door remains open.If adult not inside around area.</i>	<i>All EYFS staff are Paediatric first aid trained.</i>	<i>T/TA</i>		
<i>Fridge</i>	<i>Children + Adults Physical injury</i>	<i>Children informed of correct way of opening door and not to put hands near hinges.</i>	<i>Check fridge door and seal for damage.</i>	<i>T/TA</i>		
<i>Tripping / slipping due to spillages</i>	<i>Children + Adults Physical injury</i>	<i>Flooring checked regularly and all spillages moped up immediately</i>	<i>Children to be informed that they must report all spillages to a member of staff.</i>	<i>T/TA</i>		
<i>Unhygienic/ dirty equipment</i>	<i>Children + Adults Unhygienic</i>	<i>Children informed of correct use of equipment and it's changed/cleaned regularly</i>	<i>Equipment to be replaced when damaged</i>	<i>T/TA</i>		
<i>Milk in fridge out of date</i>	<i>Children + Adults Physical injury</i>	<i>Check to be done daily as part of daily assessment</i>	<i>Rotate milk on a daily basis</i>	<i>T/TA</i>		
<i>Washing Machine</i>	<i>Children+adults Physical injury Electric shock</i>	<i>Children not allowed to use washing machine</i>	<i>Children supervised in snack room, lock for washing machine</i>	<i>T/TA</i>		
<i>Kettle</i>	<i>Children+adults Physical injury,scalding, burning injury</i>	<i>Kettle and water heater to be stored on units away from the edges</i>	<i>Kettle emptied after use every time</i>	<i>T/TA</i>		
<i>Use and storage of cleaning materials / other substances</i>	<i>Children + Adults Poisoning, eye contamination, skin irritation</i>	<i>All cleaning materials to be stored in cupboards and not left out on unit tops</i>	<i>Key for access to cupboard put out of children's reach.</i>	<i>T/TA</i>		

Toilets / Bathrooms						
What are the Hazards?	Who might be harmed and how?	What are you already doing?	What further action is necessary	Action by who?	Action by when?	Completed
<i>Injury from unregulated water temperature when hot water taps are on for any length of time</i>	<i>Children + Adults Scalding/burning</i>	<i>Automatic push taps that turn off after time Children made aware of need for taps to go off</i>	<i>Checks to be made that taps are off</i>	<i>T/TA identified on rota</i>		
<i>Burns from excessive Radiator / pipe temperature</i>	<i>Children + Adults Scalding/burning</i>	<i>Children warned to stay away from pipes and radiator and monitored when in toilets</i>	<i>Regular checks to be made to ensure pipes and radiator are not too hot- radiator/pipe covers to be fitted if necessary</i>	<i>T/TA identified on rota</i>		
<i>Use and storage of cleaning materials / other substances</i>	<i>Children + Adults Poisoning, eye contamination, skin irritation</i>	<i>All cleaning materials stored in locked cupboards</i>	<i>Ensure children are informed not to touch any that have been accidentally left out and inform an adult</i>	<i>T/TA identified on rota</i>		
<i>Soap /water spills</i>	<i>Children + Adults Slipping</i>	<i>Soap on sinks and picked up as soon as on floor , excessive water spills mopped up</i>	<i>Regular checks of toilet areas and large groups of children to be supervised when in there</i>	<i>T/TA identified on rota</i>		
<i>Hand drier</i>	<i>Children + Adults Scalding/burning</i>	<i>Hand drier on a timer and children shown correct way of using it</i>	<i>Regular check of temperature of drier and any issues reported to site manager</i>	<i>T/TA identified on rota</i>		

N.B Extra risk assessments will be prepared as necessary e.g when using fire pit, using real tools etc.